

Алматы (7273)495-231  
Ангарск (3955)60-70-56  
Архангельск (8182)63-90-72  
Астрахань (8512)99-46-04  
Барнаул (3852)73-04-60  
Белгород (4722)40-23-64  
Благовещенск (4162)22-76-07  
Брянск (4832)59-03-52  
Владивосток (423)249-28-31  
Владикавказ (8672)28-90-48  
Владимир (4922)49-43-18  
Волгоград (844)278-03-48  
Вологда (8172)26-41-59  
Воронеж (473)204-51-73  
Екатеринбург (343)384-55-89

Иваново (4932)77-34-06  
Ижевск (3412)26-03-58  
Иркутск (395)279-98-46  
Казань (843)206-01-48  
Калининград (4012)72-03-81  
Калуга (4842)92-23-67  
Кемерово (3842)65-04-62  
Киров (8332)68-02-04  
Коломна (4966)23-41-49  
Кострома (4942)77-07-48  
Краснодар (861)203-40-90  
Красноярск (391)204-63-61  
Курск (8322)50-90-47  
Липецк (4742)52-20-81

Магнитогорск (3519)55-03-13  
Москва (495)268-04-70  
Мурманск (8152)59-64-93  
Набережные Челны (8552)20-53-41  
Нижний Новгород (831)429-08-12  
Новокузнецк (3843)20-46-81  
Ноябрьск (3496)41-32-12  
Новосибирск (383)227-86-73  
Омск (3812)21-46-40  
Орел (4862)44-53-42  
Оренбург (3532)37-68-04  
Пенза (8412)22-31-16  
Петрозаводск (8142)55-98-37  
Псков (8112)59-10-37  
Пермь (342)205-81-47

Ростов-на-Дону (863)308-18-15  
Рязань (4912)46-61-64  
Самара (846)206-03-16  
Санкт-Петербург (812)309-46-40  
Саратов (845)249-38-78  
Севастополь (8692)22-31-93  
Саранск (8342)22-96-24  
Симферополь (3652)67-13-56  
Смоленск (4812)29-41-54  
Сочи (862)225-72-31  
Ставрополь (8652)20-65-13  
Сургут (3462)77-98-35  
Сыктывкар (8212)25-95-17  
Тамбов (4752)50-40-97  
Тверь (4822)63-31-35

Тольятти (8482)63-91-07  
Томск (3822)98-41-53  
Тула (4872)33-79-87  
Тюмень (3452)66-21-18  
Ульяновск (8422)24-23-59  
Улан-Удэ (3012)59-97-51  
Уфа (347)229-48-12  
Хабаровск (4212)92-98-04  
Чебоксары (8352)28-53-07  
Челябинск (351)202-03-61  
Череповец (8202)49-02-64  
Чита (3022)38-34-83  
Якутск (4112)23-90-97  
Ярославль (4852)69-52-93

Россия +7(495)268-04-70

Казахстан +7(7172)727-132

Киргизия +996(312)96-26-47

<https://adca.nt-rt.ru/> || [acd@nt-rt.ru](mailto:acd@nt-rt.ru)



## ADCAMAT PRESSURE OPERATED PUMP PPA312



## ADCAMAT PRESSURE OPERATED PUMP PPA312

### DESCRIPTION

The ADCAMat PPA312 pressure operated pump is recommended in the transfer of steam condensate, oils and other non-hazardous liquids compatible with the construction, to a higher elevation or pressure.

Under certain conditions, it can drain a closed vessel under vacuum or pressure.

The pump can be operated using steam, compressed air or other gases, and is manufactured in carbon steel or stainless steel.

### OPERATION

Liquid flows by gravity into the pump through an inlet check valve, lifting the float. At this point, the motive fluid intake valve is closed while the vent valve is open. As the float reaches its highest position the motive fluid intake valve opens and the vent valve closes, allowing the motive fluid to enter the pump body. The pressure in the pump builds up just enough to overcome backpressure.

The pressurized liquid opens the outlet check valve and the discharge starts. The liquid discharged may be quantified through a special counter, enabling the pump to function as a reliable flow meter.

When the float reaches its lower position the motive fluid intake valve closes and the vent valve opens allowing the liquid to fill the pump once again, repeating the cycle.

### MAIN FEATURES

- Hardened stainless steel wear parts.
- High-endurance inconel springs.
- Low filling head to minimize installation space.
- No electric requirements or NPSH issues.
- Suitable for hazardous environments.
- Low running costs.

**OPTIONS:** Level gauge.  
Stroke counters.  
Stainless steel construction.

**USE:** To lift steam condensate and other liquids compatible with the construction.

**AVAILABLE MODELS:** PPA312S – carbon steel.

**SIZES:** 2" x 2" and 3" x 2".  
DN 50 x 50 and DN 80 x 50.

**CONNECTIONS:** Flanged EN 1092-1 PN 16.  
Flanged ASME B16.5 Class 150.  
Female threaded ISO 7 Rp (threaded flanges).  
Others on request.

**INSTALLATION:** Horizontal installation. An example is shown in Fig. 1. See IMI – Installation and maintenance instructions.

**MOTIVE MEDIUM:** Saturated steam, compressed air, nitrogen and other gases.



BODY LIMITING CONDITIONS *		
	ALLOWABLE PRESSURE	RELATED PRESSURE
<b>PN 16</b>	16 bar	50 °C
	14 bar	100 °C
	13 bar	195 °C
	12 bar	250 °C
<b>CLASS 150</b>	16 bar	50 °C
	14 bar	100 °C
	13 bar	195 °C
	12 bar	250 °C

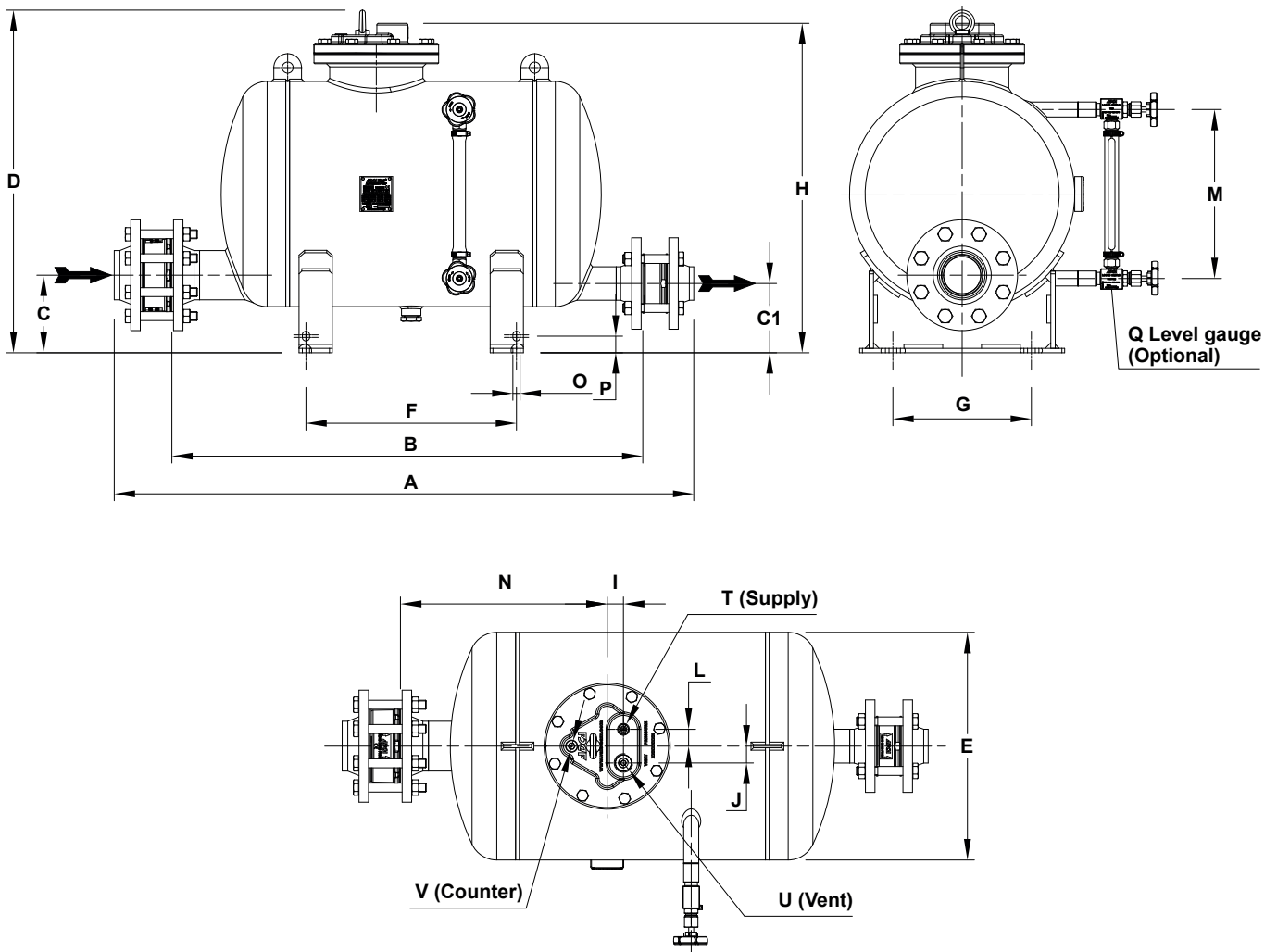
\* Rating according to EN 1092-1:2018.

CE MARKING – GROUP 2 (PED – European Directive)	
PN 16	Category
All sizes	2 (CE marked)

### LIMITING CONDITIONS

Liquid specific gravity	0,8 to 1
Maximum viscosity	5 °Engler
Maximum motive inlet pressure	10 bar
Minimum motive inlet pressure	1 bar
Maximum operating temperature	185 °C
Minimum operating temperature *	20 °C
Pump discharge per cycle	45 L

\* Lower limits on request.

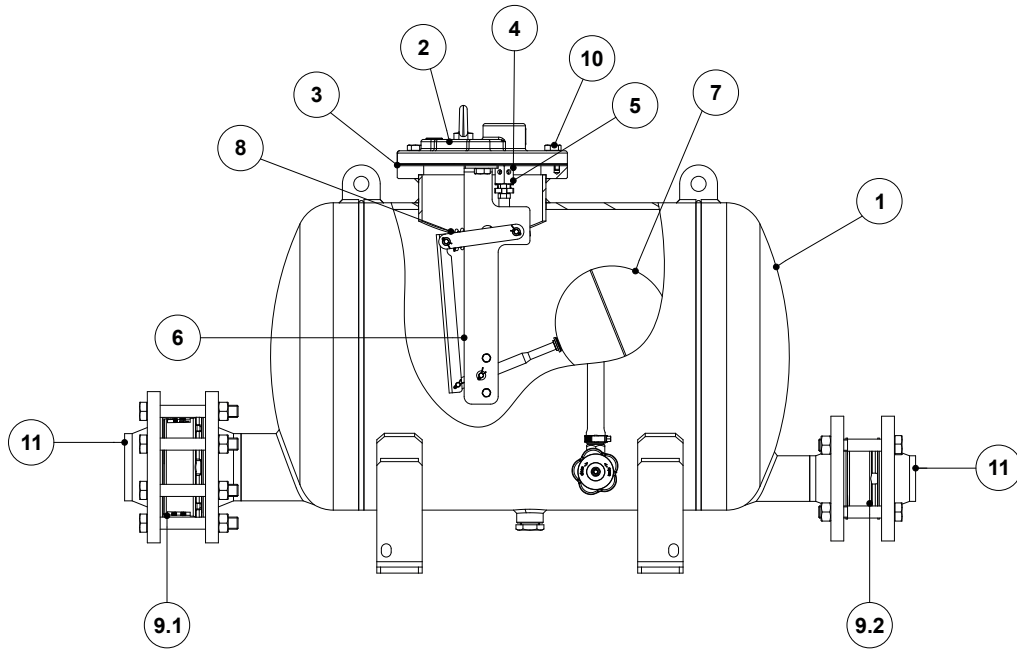


### DIMENSIONS (mm)

SIZE	A *	B *	C	C1	D	E	F	G	H	I	J	L	M	N	O	P	Q	T *	U **	V **	WGT. (kg)	VOL. (L)
2" x 2" DN 50 x 50	1020	836	125	125	619	406	380	250	595	29	30	30	305	355	13	30	1/2"	1/2"	1"	1/2"	109	75,5
3" x 2" DN 80 x 50	1046	850	140	125	619	406	380	250	595	29	30	30	305	369	13	30	1/2"	1/2"	1"	1/2"	113	76

\* With EN 1092-1 welding neck flanges. Dimensions may differ if ASME B16.5 flanges or ISO 7 Rp female threaded flanges are requested. Consult the manufacturer.

\*\* As standard, in versions manufactured with EN 1092-1 PN 16 flanges, these connections are female threaded ISO 7 Rp. In versions with ASME B16.5 flanges, these connections are female threaded NPT.



MATERIALS		
POS. N°	DESIGNATION	MATERIAL
1	Pump body	P265GH / 1.0425; P235GH / 1.0345; S235JR / 1.0038
2	Cover	GJS-400-15 / 0.7040
3	* Cover gasket	Stainless steel / Graphite
4	* Intake valve/seat assembly	Stainless steel
5	* Exhaust valve/seat assembly	Stainless steel
6	Internal mechanism	Stainless steel
7	* Float	Stainless steel
8	* Spring assembly (2 pcs.)	Inconel
9.1	* Outlet check valve	A351 CF8M / 1.4408
9.2	* Inlet check valve	A351 CF8M / 1.4408
10	Bolts	Steel 8.8
11	Counter flanges	P250GH / 1.0460

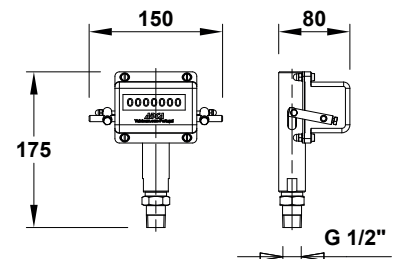
\* Available spare parts.

## STROKE COUNTER

A stroke counter can be screwed onto a respective female threaded connection on the pump cover. Mechanical and digital versions are available. The mechanical version requires that the following conditions are met.

LIMITING CONDITIONS *	
Minimum motive pressure (steam)	6 bar
Minimum motive pressure (compressed air and nitrogen)	5 bar
Minimum system backpressure (steam)	700 mbar *
Minimum system backpressure (compressed air and nitrogen)	700 mbar *

\* The pump outlet check valve can be supplied with a stronger spring to simulate increased system backpressure. Consult manufacturer.



The digital version is composed of sensor and remote stroke counter. The device can be tailor made to meet customer requirements and is not dependent on the process condition. The standard unit is battery powered, features an LCD display and optional volt-free output connection for remote monitorization. Consult manufacturer.

## SIZING

To accurately size a pressure operated pump, the following information must be provided:

1. The condensate load (kg/h).
2. The operating medium (steam, compressed air or other gases) and its pressure.
3. The total lift or backpressure in bar the pump will have to overcome. This includes the change in fluid level elevation after the pump (0.0981 bar/m of lift), plus pressure in the return piping, plus the pressure drop caused by pipe friction and other system components.
4. Available filling head (see Fig. 1) in mm or any other dimension that allows its determination.

MATERIALS	
POS. N°	DESIGNATION
1	Isolate valve
2	Y strainer
3	Sight glass
4	FLT
5	Pressure operated pump

CAPACITY CORRECTION FACTOR FOR GASES OTHER THAN STEAM					
% Backpressure vs Motive pressure (BP/MP)	10%	30%	50%	70%	90%
Correction factor	1,04	1,08	1,12	1,18	1,28

Table 1

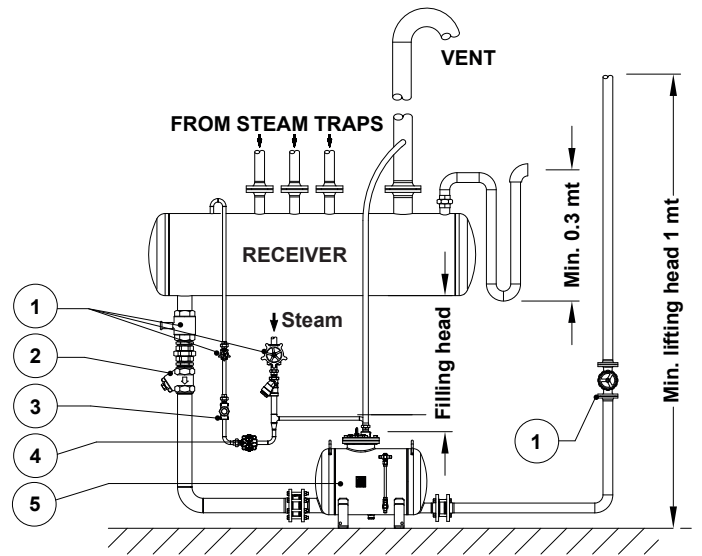


Fig. 1

CAPACITY CORRECTION FACTORS FOR FILLING HEADS OTHER THAN 300 mm				
PUMP SIZE	FILLING HEAD (mm)			
	150	300	600	900
2" x 2" DN 50 x 50	0,85	1	1,2	1,3
3" x 2" DN 80 x 50	0,85	1	1,08	1,2

Table 2

## RECEIVER

A receiver is recommended to temporarily hold the liquid and prevent any flooding of the equipment, while the pump is performing a pumping cycle. A definable length of large diameter pipe can be used.

Suggested receiver sizes are shown in Table 3.

RECEIVER		
PUMP SIZE	2" x 2" – DN 50 x 50	3" x 2" – DN 80 x 50
Pipe Ø x length	323 x 1000	

Table 3

**FLOW RATE (kg/h)  
INSTALLATION WITH 300 mm FILLING HEAD  
ABOVE THE PUMP COVER**

Motive pressure (bar)	Total lift (bar)	2" x 2" DN 50 x 50	3" x 2" DN 80 x 50
1	0,35	3125	4070
1,7		4625	5980
3,5		4810	6845
5		4905	6935
7		5075	7030
8,5		5250	7520
10		5280	7540
1,7	1	3170	4075
3,5		4350	5800
5		4880	6430
7		4950	6480
8,5		5120	6845
10	5150	6870	
2,5	1,5	3210	3670
3,5		3760	4625
5		4585	5660
7		4635	5755
8,5		4680	5895
10	4695	5925	
3,5	3	2580	2990
4		2990	3805
5		3440	4440
7		3810	4575
8,5		4260	4665
10	4285	4695	
4,5	4	2030	2715
5		2120	2900
7		2900	3215
8,5		2985	3355
10	3000	3385	

Table 4 (based on liquid specific gravity 0,9 – 1,0).

**Example**

Condensate load                    3500 kg/h  
 Filling head                        150 mm  
 Motive fluid                        Compressed air  
 Available pressure                7 bar  
 Vertical lift after pump            10 m  
 Return piping pressure            1,2 bar  
 Piping friction pressure drop    Negligible

Filling head correction:  
 With 150 mm filling head the correction factor from Table 2 is 0,9. The corrected capacity is thus 4575 kg/h x 0,9 = 4117,5 kg/h.

**Calculations:**

Total backpressure: 1,2 bar + (10 m x 0,0981) = 2,181 bar.  
 Assuming steam as motive medium at a pressure of 7 bar and a total backpressure of 3 bar, then according to Table 4 a DN 80 x 50 pump, with a capacity of 4575 kg/h, is the recommended size.

**Correction for air as a motive medium:**

The % backpressure is 2,181 bar / 7 bar = 31%.  
 The correction factor from Table 2 is 1,08.  
 The corrected capacity is thus 4117,5 kg/h x 1,08 = 4446,9 kg/h, and so, a DN 80 x 50 pump is still the recommended size.

**Алматы** (7273)495-231  
**Ангарск** (3955)60-70-56  
**Архангельск** (8182)63-90-72  
**Астрахань** (8512)99-46-04  
**Барнаул** (3852)73-04-60  
**Белгород** (4722)40-23-64  
**Благовещенск** (4162)22-76-07  
**Брянск** (4832)59-03-52  
**Владивосток** (423)249-28-31  
**Владикавказ** (8672)28-90-48  
**Владимир** (4922)49-43-18  
**Волгоград** (844)278-03-48  
**Вологда** (8172)26-41-59  
**Воронеж** (473)204-51-73  
**Екатеринбург** (343)384-55-89

**Иваново** (4932)77-34-06  
**Ижевск** (3412)26-03-58  
**Иркутск** (395)279-98-46  
**Казань** (843)206-01-48  
**Калининград** (4012)72-03-81  
**Калуга** (4842)92-23-67  
**Кемерово** (3842)65-04-62  
**Киров** (8332)68-02-04  
**Коломна** (4966)23-41-49  
**Кострома** (4942)77-07-48  
**Краснодар** (861)203-40-90  
**Красноярск** (391)204-63-61  
**Курск** (4712)77-13-04  
**Курган** (3522)50-90-47  
**Липецк** (4742)52-20-81

**Магнитогорск** (3519)55-03-13  
**Москва** (495)268-04-70  
**Мурманск** (8152)59-64-93  
**Набережные Челны** (8552)20-53-41  
**Нижний Новгород** (831)429-08-12  
**Новокузнецк** (3843)20-46-81  
**Ноябрьск** (3496)41-32-12  
**Новосибирск** (383)227-86-73  
**Омск** (3812)21-46-40  
**Орел** (4862)44-53-42  
**Оренбург** (3532)37-68-04  
**Пенза** (8412)22-31-16  
**Петрозаводск** (8142)55-98-37  
**Псков** (8112)59-10-37  
**Пермь** (342)205-81-47

**Ростов-на-Дону** (863)308-18-15  
**Рязань** (4912)46-61-64  
**Самара** (846)206-03-16  
**Санкт-Петербург** (812)309-46-40  
**Саратов** (845)249-38-78  
**Севастополь** (8692)22-31-93  
**Саранск** (8342)22-96-24  
**Симферополь** (3652)67-13-56  
**Смоленск** (4812)29-41-54  
**Сочи** (862)225-72-31  
**Ставрополь** (8652)20-65-13  
**Сургут** (3462)77-98-35  
**Сыктывкар** (8212)25-95-17  
**Тамбов** (4752)50-40-97  
**Тверь** (4822)63-31-35

**Тольятти** (8482)63-91-07  
**Томск** (3822)98-41-53  
**Тула** (4872)33-79-87  
**Тюмень** (3452)66-21-18  
**Ульяновск** (8422)24-23-59  
**Улан-Удэ** (3012)59-97-51  
**Уфа** (347)229-48-12  
**Хабаровск** (4212)92-98-04  
**Чебоксары** (8352)28-53-07  
**Челябинск** (351)202-03-61  
**Череповец** (8202)49-02-64  
**Чита** (3022)38-34-83  
**Якутск** (4112)23-90-97  
**Ярославль** (4852)69-52-93

**Россия** +7(495)268-04-70

**Казахстан** +7(7172)727-132

**Киргизия** +996(312)96-26-47